

# MovieTech


GRIP EQUIPMENT YOU CAN RELY ON

Products & Accessories 06/2024

Since 1993

DOLLIES | CRANES | SLIDERS | TRACKS | ACCESSORIES





## ABOUT US



For more than 25 years, the name MovieTech stands for professional film equipment.

Our aim is to find optimal solutions to move the camera and facilitate the work on the film set by providing highly functional and reliable products.

To keep this promise, our products are carefully developed and manufactured in our factory in Munich. In order to meet the needs and desires of our customers and to cope with the changing conditions of the market, we cooperate constantly with end users, rental companies and universities.

We offer a wide range of accessories that can be combined with each other and used with a large variety of products. Due to this we are able to achieve a wide variety of applications and combinations.

By providing reliable maintenance and rapid repair services we further help you to prevent interruptions and keep downtimes short. Thanks to a large network of dealers, distributors and rentals, our products can be purchased or rented worldwide. You will find MovieTech equipment on film sets almost anywhere in the world.

The product range of the MovieTech brand includes camera cranes, dollies, remote heads and track systems.

Additionally, we offer lightweight equipment for broadcast and video under the brand ABC Products.

Please visit our ABC Products's website for more information.

MTS Media Technical System s.r.o. is also part of the MovieTech family, offering premium solutions and services in the field of studio and stage technology.

MovieTech is therefore active in the manufacturing of products for the whole media market ranging from film and broadcast to video and studio equipment.

MovieTech AG  
Martin-Kollar-Str. 9  
81829 München  
Germany

Tel.: +49(0)89-43 68 91 3  
Fax: +49(0)89-43 68 91 55



@movietech\_filmequipment

Visit our Websites:



[www.movietech.de](http://www.movietech.de)



[www.abc-products.de](http://www.abc-products.de)



[www.mts-germany.com](http://www.mts-germany.com)



## CONTENT


MovieTech

ABC

2	ABOUT US
6 - 9	MAGNUM DOLLY #V
10 - 11	ALPHA DOLLY
12 - 13	4 x 4 DOLLY
14	U-BANGI
16 - 17	SCOOTER DOLLY
18 - 19	GRIP KIT
20 - 23	GIZMO JIB
24	MOVIE JIB
25	KIRIN DUO JIB
26	JIB 100
27 - 34	KIRIN CRANE - REMOTE, PLATFORM, JIB, CRANE DOLLIES
36 - 37	CRANE 120 AND CRANE DOLLIES
38 - 39	REMOTE HEAD P10, PELÉ AND ALEX
40 - 41	MASTER TRACK
42 - 43	4 WAY LEVELLERS AND 3 WAY LEVELLERS
44 - 49	GENERAL ACCESSORIES AND CASES
50 - 51	ABC PRODUCTS





# MovieTech





# MovieTech







## MAGNUM DOLLY #V

### YOUR TRUSTED COMPANION ON EVERY SET!

The MAGNUM DOLLY #V is the flagship in the MovieTech product line.

The Dolly is a true workhorse whose quality is the result of decades of experience and constant detail improvements. Quality, reliability, safety and user-friendliness are top priorities.

We know exactly how important it is to be able to rely on the equipment. This is especially true in the tough conditions on set. Our guiding principle is "Grip equipment you can rely on". To meet the high quality demands of our dollies, we produce almost all components in-house in our production in Munich – MADE IN GERMANY !

The latest MAGNUM DOLLY #V comes with plenty of improvements, right down to the very last detail. Dolly grips will love the new features.

### Some of the most essential new features are:

- Wireless handcontrol unit
- Intuitive GUI, Software with customizable modes
- Completely redesigned multi-functional turnstile
- New, ergonomic and ultra-stable seat mount
- New surface with scratch-resistant HART-COAT® and NUCOTEC® technology
- New ergonomic telescopic handlebar with backlash-free connection to the dolly
- 40% lighter platforms with anti-slip coating
- extra wide studio tires with smoother running (optional)
- completely new position-locking turnstile brake
- a revised electronic unit
- a completely new Kirin-Duo-Jib-System
- a new motor unit
- and much more



QR Code:  
How to program my  
Magnum Dolly?







**NEW!**

**REMOVABLE  
COLUMN**

**MULTIPLE WHEEL  
SETTING**

**ERGONOMIC  
SEATING**

**TELESCOPIC  
STEERING**

**HART-COAT®  
SURFACE**

**WIRELESS  
HAND CONTROL**

**SMART  
ELECTRONICS**

**MULTIFUNCTIONAL  
TURNSTYLE**

**LEADING DRIVING  
STABILITY**



\*\*The photo does not correspond to the standard delivery package.

2000-0SET	Magnum Dolly System #V	NEW!
2000-0	1 x Magnum Dolly Column with new turnstyle	
1000-300	1 x Magnum Leggero Base Dolly incl. Dolly Electronics	
2003-0	2 x 24 V Battery	
2058-0	1 x Dolly Seat Round	
2008-0000	1 x Wireless Hand Control Unit	
1200-250	1 x Combi-Wheels (Studio-/track wheels)	
1040-0	1 x Hand control holder	
1013-00	1 x Telescopic steering rod	

## Combine with



**1301**  
\* Gizmo Jib



**2120-01**  
\* Kirin DuoJib



**2114-01**  
\* MovieJib



1000-300  
Leggero Base Dolly  
incl. steering rod



2000-0  
Magnum Dolly Column



2192-0SET  
Upgrade Kit for new  
Magnum Electronic



2009-1500  
Cable for HCU



2009-0  
Magnum #V  
wireless hand control



2099-0  
Push Bar for Leggero  
Dolly



1036-01 / 1036-4000  
Multifunctional  
Platform System  
(4 pcs.) / (1 pc.)



1037-1000SET  
Bigfoot Platform  
extensions XL  
(4pcs) / 1 (pc)



1037-0Set / 1037-0  
Platform extension  
(4pcs) / (1 pc.)



1045-0  
Low Platform (without  
track wheels)



1045-1200SET  
Studio wheels for low  
platform  
2pcs



1045-1100SET  
Skater track wheels for  
low platform (straight  
tracks)  
2 pcs



1210-0Set  
Set of pneumatic  
wheels (8 pcs.)



1216-10Set  
Set of standard studio  
wheels (8pcs.),  
80 shore



1215-10Set  
Set of soft Studio  
wheels (8 pcs.), 40  
shore



1212-100Set  
Set of WIDE TIRES  
(8 pcs.), 80 Shore



1212-0  
Tool f. pneumatic  
wheels



2006-01  
Dolly Lifter  
(for Quick Wheel  
Change and Service)



2005-3100  
Adapter for  
assistant seatarm  
(for Magnum turnstyle)



2005-3200  
Offset/Central 4-Way  
leveller  
(for Magnum turnstyle)



2005-3300  
Offset short with Euro  
clamp  
(for Magnum turnstyle)



2005-3500  
Adapter for  
System Low Rig  
(for Magnum turnstyle)



2005-3400  
Offset short standart  
mount  
(for Magnum turnstyle)



2005-3500Set  
System Low Rig Set  
(for Magnum turnstyle)  
complete incl. hard-case



2087-01 Set  
System Low Rig Set incl.  
hard case (for standard  
Euromount)



2005-1007  
Euro Adapter with  
3 screws and thread  
(for Magnum turnstyle)



2025-0Set  
Set of carrying bars



1040-0/1040-400  
Hand control holder  
standard/telescopic



1040-500 / 1040-600  
Hand control holder  
short  
standard/telescopic



1013-00  
Telescopic steering  
rod



1010-0 / 1012-0  
Steering rod  
standard / short



2084-0  
Counterbalance rod



2087-15 + N200-1000  
Adapter for  
Counterbalance rod



1020-0  
Leggero steer-out  
extension



1002-0  
Base plate with Euro  
Adapter



1003Set  
Base plate with Euro  
turnstile mount



# MovieTech



8410-0  
Crane Column (3 pcs.)  
(for connection to  
1002-0 - not included)



M2005  
Dolly Cover,  
waterproof, membrane



M2180  
parking Cover



2075  
Case with special  
Dolly Service Tools



2058-0  
round seat



1028-0  
Assistant seat and  
platform mount



N100-6  
Euromount 80/120  
mm w. clamp bolt (for  
platform)



N200-1000  
Quick release  
clamp bolt 28mm



1029-1  
Multi Adapter  
f. steering rod



2015-0  
Battery tester



2020-0  
Shorting bridge f. 24V  
operation



2008-5000A  
Hand control tester



2004-OSET  
24V charging station



2003-0  
24V Battery w.  
charge level indicator



2090-0  
U-Bangi  
with Euroclamp



2118-100  
Ring platform incl.  
cover



2163  
Transport case for 2  
Batteries + Charger



2165  
Transport case for  
platform Set



2171  
Transport case for  
Ubangi



2161  
Transport case for  
Magnum/Alpha  
column



2160  
Transport Case for  
Magnum/Alpha Dolly



2169  
Transport case for  
Mini Jib Arm



2174  
Transport case for  
8pcs Studio/pneu-  
matic wheels



2175  
Transport case for  
electronics & hand  
control



2166  
Transport case for  
Dolly Accessories

## ALPHA DOLLY

The Alpha Dolly is an electromechanical center column dolly, powered by standard camera battery packs. It's a lightweight, compact and flexible dolly system with a low starting position of the column (710mm/ 27.95 inch) and a new slender design.

It takes only three standard Li-Ion batteries (e.g. 14,4V/10-15A) to operate the dolly which results in quick and easy availability regarding the power supply.

The new seating position beside the column is equivalent to that of the familiar working method of the hydraulic scissor arm dollies.

Via seat arm adapters available in different lengths and a new telescopic seat arm, the seating position may be adjusted in height. Moreover, the camera operator may rotate with the column thanks to the integrated 360° rotation system.

### Technical features:

- lift capacity: 100kg (220 lb)
- column height min/max: 71cm / 139cm
- weight: 133kg
- Number of lifts on full batteries > 300 lifts

\*\*The photo does not correspond to the standard delivery package.

ALPHA DOLLY



### 2300-0SET

#### Alpha Dolly System

- |            |                                |
|------------|--------------------------------|
| 2300       | 1 x Alpha Dolly Column         |
| 2300- 5000 | 1 x Alpha Base Dolly           |
| 1010-0     | 1 x Steering rod (standard)    |
| 2300-8200  | 1 x Alpha Dolly hand control   |
| 2058-0     | 1 x Seat round                 |
| 2056-0     | 1 x Seat arm vertical 30cm/12" |

\*availability on request



2300-5000  
Alpha Dolly Base



2300-0  
Alpha Dolly Column  
(without batteries)



1036-01 / 1036-4000  
Multifunctional  
Platform System  
(4 pcs.) / (1 pc.)



1037-1000SET  
Bigfoot Platform  
extensions XL  
(4pcs) / 1 (pc)



1037-0  
Platform extension




1045-0  
Low Platform (without  
track wheels)



2090-0  
U-Bangi  
with Euroclamp



2114-01  
\* MovieJib



2100-0  
\* Mini Jib



8240-0  
\* Jib 100  
(tripod not included)



2075  
Case with special  
Dolly Service Tools



2025-0Set  
Set of carrying bars



1002-0  
Base plate with Euro  
Adapter



1003Set  
Base plate with Euro  
turnstile mount



2058-0  
round seat



2300-8500  
Telescopic Seat



1028-0  
Assistant seat and  
platform mount

\* Please go to product page





2008-5000A  
Hand control tester  
with Alpha adapter



2300-8000  
Alpha dolly wired hand  
control



1013-00  
Telescopic steering rod



1010-0 / 1012-0  
Steering rod  
standard / short



8410-0  
Crane Column (3 pcs.)  
(for connection to  
1002-0 - not included)



1020-0  
Leggero steer-out  
extension



1040-0  
Hand control holder



1040-400  
Hand control holder  
for telescopic steering  
rod



1040-500  
Hand control holder  
short



1040-600  
Hand control holder  
short f. telescopic  
steering rod



1029-1  
Multi Adapter  
f. steering rod



M2005  
Dolly Cover,  
waterproof



M2180  
parking Cover



2084-0  
Counterbalance rod



2087-15 + N200-1000  
Adapter for  
Counterbalance rod



2006-01  
Dolly Lifter  
(for Quick Wheel  
Change and Service)



2087-01 Set  
System Low Rig Set incl.  
hard case (for standard  
Euromount)



2080-0 Set  
Low Rig set



2080-1100  
Low and side angle  
bracket, Mitchell



2080-1000  
Low and side angle  
bracket, bowl



2080-1200  
Angle bracket 4-way  
leveller, Mitchell



1212-100Set  
Set of WIDE TIRES  
(8 pcs.), 80 Shore



2099-0  
Push Bar for Leggero  
Dolly



2013-0  
Swivel arm adapter f.  
Hand control



1212-0  
Tool f. pneumatic  
wheels



1215-10Set  
Set of soft Studio  
wheels (8 pcs.), 40  
shore



1216-10Set  
Set of standard studio  
wheels (8 pcs.), 80  
shore



1210-0Set  
Set of pneumatic  
wheels (8 pcs.)



2161  
Transport case for  
Magnum/Alpha column



2160  
Transport Case for  
Magnum/Alpha Dolly



2165  
Transport case for  
platform Set



2171  
Transport case for  
Ubangi



2174  
Transport case for  
8pcs Studio/pneu-

## 4X4 DOLLY



2- and 4-wheel steering mode

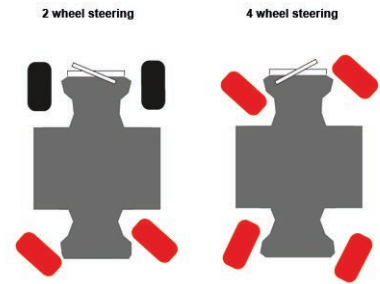
The brand new MovieTech 4×4 Dolly features many innovations which are uncommon in its class. By simply lifting the push bar, the operator can switch from 2- to 4-wheel-steering. A stable stainless steel steering gear ensures a long life and reliable switch control.

### Technical features:

- 2- and 4- wheel steering mode
- Size (L x W) standard platform: 137x76cm
- Size (L x W) additional platform: 137x109cm
- Weight w. standard platform: 43.6 kg
- Weight w. additional platform: 48.8 kg
- Max. payload: 300kg
- Track width: 62cm



QR Code  
How to use my 4x4



2912-0

### 4 x 4 Dolly

- 1 x Base Dolly with Push bar (without pushbar extensions)
- 1 x Platform standard
- 1 x Set of pneumatic wheels
- 1 x Pushbar
- 1 x Dragbar with Quick-Shift-Function (4-wheel / 2-wheel)



2912-2100  
Additional Platform for.  
4x4 Dolly (1 pc.)



2912-3000 - 1pc  
2912-3000Set - 2pcs  
Extension for push bar



2912-0095  
Adapter f. steering rod  
w. 1/4" & 3/8" threads



2912-3300  
shift handle



2912-1000  
Turnstile



2912-6110  
Steering angle fixation



2961-01SET  
4x Dolly trackwheel  
set (4pcs)



2950-500  
Skater track wheels  
incl. transport case



7531-0SET  
Levelling legs set  
(4 pcs.) + Hand crank



2912-0099Set  
Tripod feet (3 pcs)



N100-6  
Euromount 80/120mm  
w. clamp bolt



N800-2  
System low rig adapter  
"big" f. SLRT 80mm)



N200-1000  
Quick release  
clamp bolt, 28mm



8410-0350  
Adapter Jimmy-Jib



8410-2200  
Euro Mount for  
Crane Column



8410-0  
Crane Column (3 pcs.)  
(for connection to  
1002-0 - not included)



2912-0096Set  
Adapter for telescopic  
seat



2300-8500  
Telescopic Seat



2058-0  
round seat





2135-0  
Gas Riser Adjustable  
39-73cm



2135-01  
Gas Riser Adjustable  
55-115 cm



2140-0  
Cranked Riser "M"  
47,5 - 87 cm



2141-0  
Cranked Riser "XL"  
65,5 - 140 cm



2087-01 Set  
System Low Rig Set  
incl. hard case (for  
standard Euromount)

## Combine with



2114-01  
\* Movie Jib  
(Jib only)



1301  
\* Gizmo Jib  
(Jib only)



*Please go to the following pages for more accessories p. 38- p.42*



## 4X4 DOLLY ON SET

## U-BANGI

The MovieTech U-Bangi as a camera rig is designed to move the camera horizontally very smooth and silent.

### Technical features:

- When using it with the rotatable adapter with brake (Item No. 2021-200), the U-Bangi permits rotation moves.
- By additionally mounting the system low rig (Item no. 2087-0SET) via the euro adapter clamp, variable camera heights can be achieved.
- By using the tripod adapter with euro mount clamp from the accessories range (Item no. 2095-1000) the range of use can be remarkably extended: it permits to directly mount the U-Bangi on a riser or tripods with ball adapters. The middle part of the U-Bangi then serves as a camera slider within a length of 870mm.

### Dimensions:

Max. Length: 1150 mm (45.27 inch)



\*\*The photo does not correspond to the standard delivery package.

2090-0

U-Bangi

- 1 x Main Segment
- 1 x Combi Adapter 80
- 1 x Counterweight Rod



2095-1000  
Combi adapter 80 for  
U-bangi



2095-2000  
Offset adapter  
standart



2031-3  
Bowl Insert 150 mm



2032-1  
Bowl Insert 100 mm



2041-10  
Mitchell base plate



2041-30 SET  
Euroclamp to  
Standard mount



2087-25  
Double Euro Mount



2021-200  
Euro Adapter 360°  
twistable Euro to Euro



2250-6200SET1  
4 Way leveler  
with standard mount

### Combine with



2000-0SET  
Magnum Dolly System



2112 / 2111 / 2110  
Counterweight  
5kg / 10kg / 16 kg



2171  
Case for U-Bangi



2087-1/2/3  
System low rig tube  
300/400/765 mm



# MovieTech



CHECK OUR NEW WEBSITE





magnetic  
end-stop



## SCOOTER DOLLY

The Scooter Dolly is a quick and easy to setup compact camera dolly for use on narrow gauge track. Thanks to the easily extendible track length, the Scooter Dolly is much more versatile than conventional slider systems.

Its exceptional smoothness and quiet operation as well as durability make it a unique product of its kind. The rails of the Scooter Dolly can be connected and therefore allow limitless travel.

### Technical features:

- Dimensions (dolly): 33,6 x 30,2 cm
- Weight of the dolly: 4,5kg
- Track width: 220 mm
- Track length: 90cm / 160cm / 230cm (tracks can be connected)



2207-0A

Scooter Dolly




2207-0SET

- 1x Scooter Dolly (2207-0A)
- 2x Track connector
- 2x Ground plate
- 2x Low boy adapter 28mm for light stand
- 2x Magnetic track end stop
- 1x Protection case with foaming mold



2207-01SET

- 1x Scooter Dolly (2207-0A)
- 2x Multi Ground levelling plate
- 4x End piece, including bolts
- 1x Levelling legs "short" 4x
- 2x Connector to tripod or base plate
- 2x Magnetic track end stop
- 2x Low boy adapter 28mm for light stand
- 1x Case for Scooter Dolly with 1,2 m tracks
- 1x Set Mastertrack Profil 1,2m (2x)



2207-0A  
Scooter Dolly  
(Dolly only)



2207-90  
Camera base plate /  
euromount



2206-100  
Push bar



N200-5001  
Low boy adapter  
28 mm for light stand



2205-900  
Rocker Plate on  
Standard Mount



2250-6200SET1  
4 Way leveler with  
Standard Mount




2031-3Set  
Bowl insert 150 mm  
incl. screws



2032-1Set  
Bowl insert 100 mm  
incl. screws



2041-10Set  
Mitchell base plate  
incl. screws



2041-30Set  
Clamp ring 80 mm  
incl. screws



2041-40Set  
Euro Mount for  
Scooter Dolly



2021-200  
Euro Adapter 360°  
twistable Euro to Euro





2207-50  
Euromount  
Track Connector



2207-20  
Ground levelling plate



2207-10  
Track end stop, 1pc  
- old version -



2207-1100  
Magnetic track end  
stop (1pc)



M5847  
Magic Arm with  
3/8" screw



2970-1003Set  
End piece, incl. bolts



2970-2300SET4  
Levelling legs "short"  
4 pcs



2207-2003  
Multi Ground Levelling  
Plate



2970-2860SET3 / SET4  
Spikes, pointed screw  
spike 3 or 4 pcs



2970-1300  
MT Grip Kit  
horizontal hinge



2970-1200  
MT Grip Kit end  
piece with 360°  
tube clamp



2207-3500  
Track Connector  
(double)




2207-5500  
Track Connector with  
Mitchell base plate



2500-2Set  
Scooter Dolly  
track kit 0,90m



2501-1Set  
Scooter Dolly  
track kit 1,60m



2502-1Set  
Scooter Dolly  
track kit 2,30m



2207-8300  
Soft bag for  
Scooter Rails 0,90m



2207-8100  
Soft bag for  
Scooter Rails 1,60m



2207-8200  
Soft bag for  
Scooter Rails 2,30m



2207-8400  
Hard case for  
Scooter Dolly



M5622  
Rubber protection  
cap for Master Track  
(plastic)



2594-0 / 2595-0  
Protection screw f.  
male/female Master T.



Counter plate for bowl  
150mm  
2207-2100 - 3/8"  
2207-2110 - M10



Counter plate for bowl  
100mm  
2207-2120 - 3/8"  
2207-2130 - M10



Counter plate for  
Flatbase  
2207-2140 - 3/8"  
2207-2150 - M10




Counter screw for fluid  
heads with internal  
thread  
2207-2160 - 3/8"  
2207-2170 - M10

i: Extra flat and narrow  
clamp plates to use between  
the Scooter Dolly tracks.



## SCOOTER DOLLY ON SET



## MT GRIP KIT

The MovieTech GRIP KIT is a modular kit that offers you a wide range of assembling possibilities. It is the variable tool kit for your daily needs on set.

You can mount your GRIP KIT with three or four legs, as a levelling star base, on studio wheels, with a platform or without, on tracks – whatever fits your needs.

A wide range of accessories such as levelling legs, seat arms and risers offer many functional features for all professional requirements.

### MT GRIP KIT - Pro Set

**NEW!**



- the ideal tool-kit for every scenario

#### 2970-10SET

1x Base Plate  
4x Arm standard track  
4x End piece, incl. bolts  
4x Arm narrow track width  
2x Connecting piece  
1x End piece 360° clamp  
1x Euro mount

1x horizontal hinge  
1x levelling leg "long"  
4x levelling legs "short"  
3x spikes, pointed screw  
Price  
4x studio wheels

### MT GRIP KIT - Tree Head

**NEW!**



- ideal to quickly set up a stable base wherever you need to  
- universal mount for Ball adapters, Mitchell, Euro  
- with 360° twistable tube clamps for scaffolding tubes

#### 2970-1020SET

1x Base plate for several adapter (mitchell/ ball)  
3x end piece with 360° tube clamp

### More Grip Kit Sets

#### 2970-01SET

##### Basic Three Leg Set

1 x Base plate  
3 x Arm Normal Track  
3 x Endpiece  
3 x levelling legs M16 short  
1 x Euro Mount hardcoated

#### 2970-02SET

##### Basic Track Wheel Set (track gauge 62cm)

1 x Base plate  
4 x Arm Normal Track  
4 x Endpiece  
1 x Euro Mount hardcoated  
1 x Pushbar  
4 x Skateboard wheels

#### 2970-04ASET

##### Basic Dolly Kit (track gauge 62cm)

1 x Base  
4 x Arm Normal Track  
4 x Endpiece  
1 x Pushbar  
4 x Skateboard wheels  
3 x levelling legs M16 short  
1 x Euro Mount hardcoated  
1 x Platform Set (4 pcs.)  
1 x Hard case or soft bag


#### 2970-05ASET

##### Advanced Dolly Kit (track gauge 62cm)

1 x Base  
4 x Arm Normal Track  
4 x Endpiece  
1 x Pushbar  
4 x Skateboard wheels  
1 x Seat arm arm adapter  
1 x Euro Mount hardcoated  
1 x Platform Set (4 pcs.)  
1 x Seat arm  
1 x Seat  
1 x Riser adjustable, broadcast  
1 x Ball Adapter light 100 mm, broadcast  
1 x Hard case or soft bag







2970-1001/N100-1  
Base plate incl.  
Euromount



2970-1006  
Base plate for Mitchell  
Mount




2970-1009Set  
Base plate for several  
adapter (mitchell/ ball)



2205-900  
Rocker Plate on  
standard mount



2250-6200SET1  
4 Way leveller with  
standard mount



2970-700/2970-700 Set4  
Platform for MT Grip Kit 1 pc  
or Set of 4pcs



2053-0/2058-0  
Seat Arm 30cm and  
Seat



2912-1000  
Turnstile (mountable on  
standard base plate)



2970-5000  
Pushbar for MT Grip Kit



2970-1012  
Strap  
connector



2912-0099Set  
Tripod rests (3 pcs.)



N100-6  
Euromount 80/120 w.  
clamp bolt



2970-1002Set  
Arm standard track  
width, 1 pcs. incl. screws



2970-1004Set  
Arm narrow track width,  
1 pcs. incl. screws



2970-1005Set  
Connecting piece f. arm  
extension, incl. screws



2970-1003Set  
End piece, incl. bolts



2970-4000SET3 /SET4  
Studio wheels 3/4pcs



2970-3000SET4  
Skater track wheels  
4 pcs



2970-2300SET3 /SET4  
Levelling legs "short"  
3 or 4 pcs



2970-2200SET3 /SET4  
Levelling Legs "long"  
3 or 4 pcs



2970-2860SET3 / SET4  
Spikes, pointed screw  
spike 3 or 4 pcs



M1066  
Hand crank for  
levelling legs 1pc



M3397  
Hard-case for  
MT Grip Kit



2970-1007Set  
Adapter for System Low  
Rig Tube with 3 screws



8511-01 Set  
ABC Light Track 6.40 m  
incl. soft-bag



8521-300  
ABC Light Track Curve  
(1/16 circle)



2500-0/2501-0/2502-0  
MovieTech Master Track  
Alu 0.90 / 1,60 / 2,30 m



2540-0  
Master Track/curve  
1/8 circle



**NEW!**

Multifunctional end piece with 360°  
rotatable pipe clamp (45° each).  
For connection to tubes with a  
diameter of 42-52mm.  
-vertical and horizontal-

2970-1200  
MT Grip Kit end piece  
with 360° tube clamp



**NEW!**

to give you a stable stand  
even in the tightest corner.

2970-1300  
MT Grip Kit  
horizontal hinge


**NEW!**

## GIZMO JIB

We are enhancing our Jib family with brand new GIZMO jib - an embodiment of versatility, reliability, and stability in one finely crafted package.

Whether you're setting up for a close-up or framing a wide shot, the jib's adjustable length, which can extend from a basic 1 meter to an expansive 3.5 meters with just two additional segments, has you covered. Further enhancing its versatility, the front of the jib boasts a remarkable 40 cm of extensible movement, segmented into 9 precisely defined points with 5 cm gaps. This allows you to control and adjust the jib with unmatched precision, providing the exact camera angle you desire.

Even more impressively, the rear part of our jib can be freely extended up to 33 cm, not confined to predefined points. This unique feature allows you to fine-tune the jib's balance according to the front length, ensuring the perfect balance for every shot. Experience the power of precision with our new jib, and make every frame count!



**HART-COAT®  
surface !**

Gizmo Jib



## GIZMO JIB ON SET



1301-2100SET  
Extension Set 0,25m



1301-2200SET  
Extension Set 0,5m



2199  
Transport case for Gizmo  
Jib



8315-30/8315-2000  
Short/Long Display  
Support



2201-0  
Universal safety plate for  
ball adapter (M12)



2087-25  
Double Euro Mount



2021-100  
Euro Adapter 360°  
twistable Double-Euro



2026-0  
Adapter from Mitchell to  
Euromount w. long and  
short bolt



2112 / 2111 / 2110  
Counterweight  
5 kg / 10 kg / 16 kg



M2146/M2139/M2138  
Counterweight  
1,25kg/ 2,5kg/5kg



2087-1/2/3  
System low rig tube  
300/400/765 mm



2034-0  
Offset Bowl Adapter  
150 mm medium  
(250mm)



## The most customisable Jib on the market

### TWO HEAD OPTIONS



**1301-7600**  
Remote Head Mount

#### TWO HEAD OPTIONS

To offer you more flexibility than ever before, we designed a second head option for the GIZMO JIB. Both can be easily installed and switched as your shots require.

- **Standard jib head** :with euro clamp
- **Remote head mount** – the double swivel head offers you all possibilities of mounting your head:
  - overslung/underslung
  - Standard-mount for: Mitchell-, Euro- or Bowl-adaptor
  - extracted or compact



**1301-7000**  
Gizmo Standard Head

### THREE TRANSPORT OPTIONS



**1902-01**  
Transport System

#### THREE TRANSPORT OPTIONS

To transport the GIZMO JIB you can choose between 3 options:

- **Trolley:** Our newest transport option. Fits the versions XXL and stores the jib nice and tidy in a vertical position.
- **One case:** Fit the entire jib in one case, from S to XXL. Measuring Length 128 cm; Width 58 cm and Height 77cm, it's ideal to make sure you always bring all necessary components along.
- **Two case option:** Transport the jib size S and M in one lighter case. If you need the full extensions you can pack a second case which includes the components for sizes L, XL, and XXL.



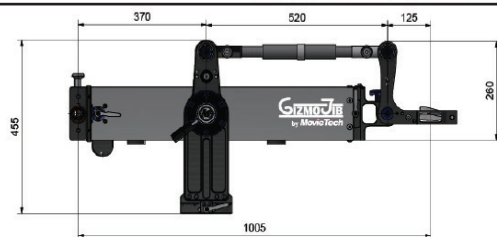
**2199**  
Transport case for Gizmo Jib



**2199-1**  
Two case option for Gizmo Jib




## GIZMO JIB ON SET



## 1301-01 Gizmo Jib S

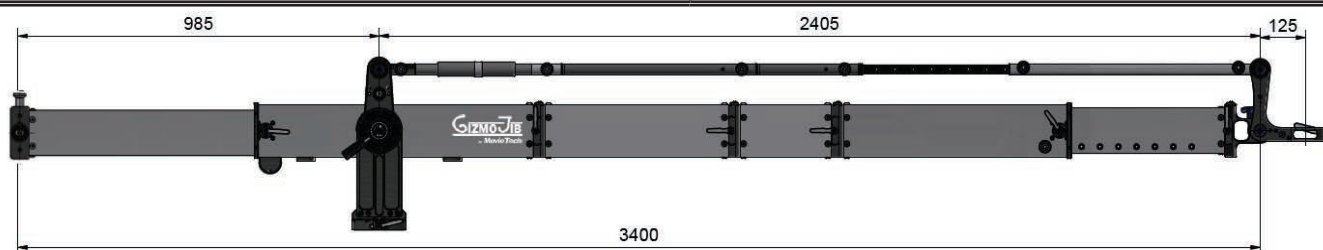
- 1 x Main Segment with crankable rear piece
- 1 x Euro-mount head piece
- 1 x Counterweight holder extension



## 1301-02 Gizmo Jib M

- 1 x Main Segment with crankable rear piece
- 1 x Euro-mount head piece
- 1 x Extendable front segment

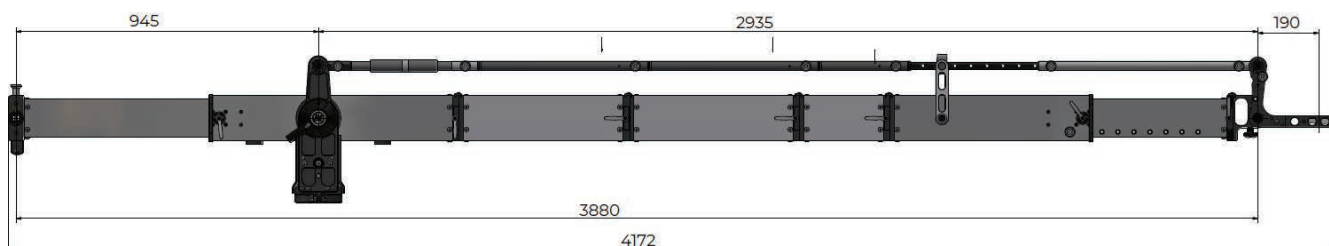
- 1 x Counterweight holder extension



## 1301-03 Gizmo Jib L

- 1 x Main Segment with crankable rear piece
- 1 x Euro-mount head piece
- 1 x Extendable front segment

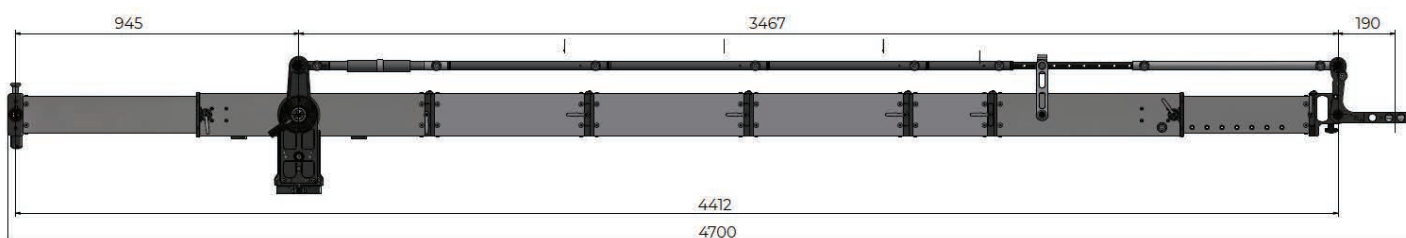
- 1 x Extension segment 0,5 m
- 1 x Extension segment 0,25m
- 1 x Counterweight holder extension



## 1301-04 Gizmo Jib XL

- 1 x Main Segment with crankable rear piece
- 1 x Euro-mount head piece
- 1 x Extendable front segment

- 2 x Extension segment 0,5 m
- 1 x Extension segment 0,25m
- 1 x Counterweight holder extension



## 1301-05 Gizmo Jib XXL

- 1 x Main Segment with crankable rear piece
- 1 x Euro-mount head piece
- 1 x Extendable front segment

- 3 x Extension segment 0,5 m
- 1 x Extension segment 0,25m
- 1 x Counterweight holder extension



S	<b>Gizmo S</b>	<b>Retracted</b>	<b>Extracted</b>
	<b>Self Weight</b>	23 kg (50,7 lbs)	-
	<b>Max. Payload</b>	80 kg (176 lbs)	-
	<b>Counterweight req.</b>	52 kg (116 lbs)	-
	<b>Length / h* / H*</b>	707 / 572 / 1972 mm	-
M	<b>Gizmo M</b>	<b>Retracted</b>	<b>Extracted</b>
	<b>Self Weight</b>	30 kg (66 lbs)	30 kg (66 lbs)
	<b>Max. Payload</b>	80 kg (176 lbs)	70 kg (154 lbs)
	<b>Counterweight req.</b>	120 kg (265 lbs)	152 kg (335 lbs)
	<b>Length / h* / H*</b>	1379 / 1103 / 2503 mm	1779 / 1423 / 2823 mm
L	<b>Gizmo L</b>	<b>Retracted</b>	<b>Extracted</b>
	<b>Self Weight</b>	40 kg (88 lbs)	40 kg (88 lbs)
	<b>Max. Payload</b>	60 kg (132 lbs)	50 kg (110 lbs)
	<b>Counterweight req.</b>	184 kg (406 lbs)	188 kg (415 lbs)
	<b>Length / h* / H*</b>	2383 / 1906 / 3306mm	2783 / 2226 / 3623mm
XL	<b>Gizmo XL</b>	<b>Retracted</b>	<b>Extracted</b>
	<b>Self Weight</b>	44,5 kg (98 lbs)	44,5 kg (98 lbs)
	<b>Max. Payload</b>	40 kg (80 lbs)	35 kg (77 lbs)
	<b>Counterweight req.</b>	192 kg (423 lbs)	200 kg (441 lbs)
	<b>Length / h* / H*</b>	2725 / 2180 / 3580mm	3125 / 2500 / 3900mm
XXL	<b>Gizmo XXL</b>	<b>Retracted</b>	<b>Extracted</b>
	<b>Self Weight</b>	49 kg (108 lbs)	49 kg (108 lbs)
	<b>Max. Payload</b>	30 kg (66 lbs)	25 kg (55 lbs)
	<b>Counterweight req.</b>	204 kg (450 lbs)	200 kg (441 lbs)
	<b>Length / h* / H*</b>	3257 / 2605 / 4005mm	3657 / 2925 / 4325mm

## MOVIE JIB



The MovieJib – is lightweight and incredibly flexible. Using the MovieJib you will achieve “floating” shots while panning. The jib may be mounted via an M12 threaded bolt. An adjustable euro mount enables to mount ball adapters or a lightweight remote head.

### Technical features:

- Minimum length: 165 cm / 5,5 “
- Maximum length: 215 cm / 7,1”
- Max. height with tripod (127 cm): 280 cm / 9,2”
- Max. load min. extended: 40 kg / 88 lb
- Max. load max. extended: 30 kg / 66 lb
- Max payload: 72 kg / 158,4 lb
- selfweight (jib) 41 kg / 90,2 lb

\*\*The photo does not correspond to the standard delivery package.

### 2114-0SET

### MovieJIB

**\*availability on request**

- 1 x MovieJib (telescopic jib arm)
- 1 x Parallelogram rod with trim weight
- 1 x Bullstand 120 - Jib Tripod
- 1 x Counterweight rod / length 725 mm / diameter 30 mm
- 1 x Softbag

### 2114-01

### MovieJIB (without tripod)



2041-10  
Mitchell base plate  
standard mount



2031-3  
Bowl Insert 150 mm  
standard mount



2032-1  
Bowl Insert 100 mm  
standard mount



2041-30 SET  
Adapter Euroclamp  
standard mount



2041-40 SET  
Euromount to  
standard mount



8315-30/8315-2000  
Short/Long Display  
Support



2112 / 2111 / 2110  
Counterweight  
5kg / 10kg / 16 kg




2114-3000  
MovieJib Head with  
Mitchell mount



2114-3100  
MovieJib Head with  
Euroclamp



8410-3200  
Euro clamp for Movie Jib,  
Jib 100, Crane120



2114-1000  
Adapter to Bowl 150mm



2114-1100  
Adapter to flatbase



M 2146 / M2139 / M2138  
Counterweight  
1,25kg / 2,5kg / 5kg



832180  
Softcase MovieJib



2192  
Case for Movie Jib  
- not discountable



7510-0Set  
Standard Base Dolly  
CD5 Pneumatic Wheels



7530-0Set  
Wide Base Dolly CD6  
XLpneumatic wheels



8321-03  
Bullstand tripod



**NEW!**

DuoJib



## KIRIN DUO JIB FOR MAGNUM

The DuoJib is specially designed to be operated on a MAGNUM Dolly. It allows for smooth and steady movements thanks to the gliding 360° rotation of the Magnum and the precise mechanics of the column. The Duo Jib is very quickly and easily assembled and dismantled. Mounted on a Magnum Dolly, the Jib will automatically lift and lower by activating the column movement.

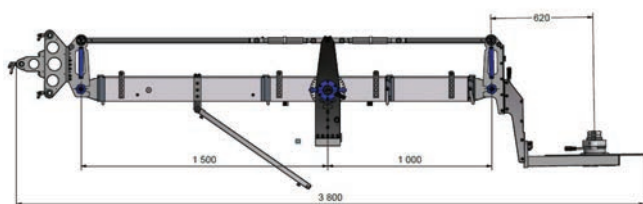
Technical features:

- Max payload standard mode: 250 kg
- Max. payload high rig mode: 200 kg
- Max. payload low rig mode: 200 kg
- Max. platform height (euro adapter): 272 cm (standard version)



QR Code  
How to set up my Kirin  
Duo Jib

### Kirin Duo Jib - Standard length

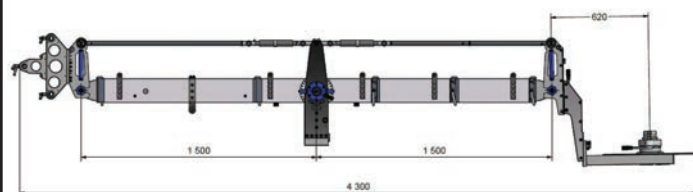


#### 2120-01

- 1 x Platform incl. turnstile
- 1 x High and Low head
- 1 x Jib counter weight holder incl. rods
- 1 x Main Segment
- 1 x Duo Jib Adapter for Magnum turnstyle
- 1 x Kirin Segment 1m
- 1 x Kirin Segment 0,5m
- 1 x Bracing rod 1m
- 1 x Bracing rod 0,5m
- 2 x Rocker end piece
- 1 x Mounting bracket for connection rod
- 1 x Connection rod

#### 2120-03 DuoJib for Euromount

### Kirin Duo Jib - Extended



#### 2120-02

- 1 x Platform incl. turnstile
- 1 x High and Low head
- 1 x Jib counter weight holder incl. rods
- 1 x Crane Main Segment
- 1 x Duo Jib Adapter for Magnum turnstyle
- 1 x Kirin Segment 1m
- 2 x Kirin Segment 0,5m
- 1 x Bracing rod 1m
- 1 x Bracing rod 0,5m
- 2 x Rocker end piece

Please note:  
This version may not be operated with the connection rod.

#### 2120-04 DuoJib extended for Euromount



2112 / 2111 / 2110  
Counterweight  
5 kg / 10 kg / 16 kg



2056-00  
Seat Arm  
vertical 30 cm



7740-0  
Cushioned Seat  
with seat belt



2167  
Transport case for  
Kirin DuoJib complete



4710-2100  
Mounting bracket for  
connection rod



4710-8000  
Connection rod  
for Kirin Duo Jib

## JIB 100



The Jib arm is a very versatile and easily transportable piece of equipment that can be used for all kinds of camera types. The Jib 100 can be reduced to very small packing dimensions and assembled within minutes which makes it the perfect equipment for use on the go.

### Technical features

- Selfweight:	19 kg
- Boom length:	162 cm
- Total Jib length:	240 cm
- Max. camera payload:	20 kg
- Max. counterweight	40 kg

\*\*The photo does not correspond to the standard delivery package.

8240-0

Jib100

**\*availability on request**

- 1 x Jib with crane support and euromount clamp
- 1 x Counterweight bar (30 mm outside diameter) with Quickpin-handles
- 1 x Soft bag



2041-10  
Mitchell Base Plate  
standard mount



2031-3  
Bowl Insert 150 mm  
standard mount



2032-1  
Bowl Insert 100 mm  
standard mount



2041-30 SET  
Euroclamp to  
standard mount



2041-40 SET  
Euromount to  
standard mount



4700-9600  
Scaffolding tube 48,2mm  
with Flatbase (Mitchell)  
and Standard mount



8321-01  
Tripod 132 X  
modified w. leveling legs




8315-30/8315-2000  
Short/Long Display  
Support



2192  
Transport Case for Movie  
Jib / Jib 100



8410-3200  
Euro clamp for Movie Jib,  
Jib 100, Crane120



2114-1000  
Adapter to Bowl 150mm



2114-1100  
Adapter to flatbase



2112  
Counterweight 5 kg



2111  
Counterweight 10 kg



2110  
Counterweight 16 kg



M2146  
Counterweight 1,25 kg



M2139  
Counterweight 2,5 kg



M2138  
Counterweight 5 kg



**NEW!**

## KIRIN CRANE SYSTEM



**HART-COAT®  
surface !**

Starting from 5m Jib up to 14m the Kirin Crane is an ultra versatile camera crane system, offering a variety of set-up versions for Remotehead-, Platform-, or Jib-operation.

**STRONG. ROBUST. SAFE.**

These features make the Kirin Crane the perfect tool on the set, both with Remote Head and with a manned platform!

Due to its modular concept from the jib to the platform crane to the outstanding camera crane with 14m range, it is extremely versatile!

The feedback, ideas and wishes of many users all over the world have been implemented with this new crane concept. The crane can be assembled in the shortest possible time thanks to the modular lightweight construction and the new locking mechanism.

The patented Hart-Coat® surface treatment effectively protects the crane from scratches and other external influences. Backlash-free connecting plates and additional struts increase the stability of the crane system. In developing this new crane concept, safety and user-friendliness have always been paramount.



- incl. 4 way leveller



## KIRIN REMOTE VERSIONS

Remote Version - 14m - R14	
<ul style="list-style-type: none"> <li>- extremely long front arm 14m</li> <li>- 3 x bracing elements</li> <li>- payload: 40 kg</li> <li>- self-weight: 343 kg</li> <li>- counter-weight: 936 kg</li> </ul>	
<b>4700-05</b> <ul style="list-style-type: none"> <li>- 1 x Remotehead-Mount, rotatable inkl. 4Way leveller</li> <li>- 1 x Crane Main Segment</li> <li>- 1 x Counter weight basket</li> <li>- 1 x Additional counter weight basket</li> <li>- 9 x Kirin Segment 1,5m</li> <li>- 1 x Kirin Segment 1m</li> <li>- 1 x Kirin Segment 0,5m</li> <li>- 2 x Rocker end piece</li> <li>- 1 x Bracing tower tall</li> </ul>	<ul style="list-style-type: none"> <li>- 43 x Bracing rod 1,5m</li> <li>- 5 x Bracing rod 1m</li> <li>- 3 x Bracing rod 0,5m</li> <li>- 6 x Telescopic bracing rod (flute)</li> <li>- 10 x Bracing End piece</li> <li>- 10 x Turnbuckle for bracing</li> <li>- 1 x Bracing bracket</li> <li>- 3 x Bracing support</li> </ul>

## Remote Version - 12m - R12

- payload: 60 kg
- self-weight: 300 kg
- counter-weight: 804 kg

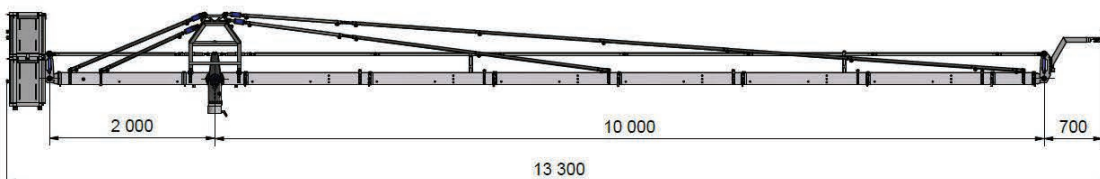


### 4700-04

- 1 x Remotehead-Mount, rotatable inkl. 4Way leveller
- 1 x Crane Main Segment
- 1 x Counter weight basket
- 1 x Additional counter weight basket
- 8 x Kirin Segment 1,5m
- 1 x Kirin Segment 1m
- 2 x Rocker end piece
- 1 x Bracing tower tall
- 28 x Bracing rod 1,5m
- 5 x Bracing rod 1m
- 3 x Bracing rod 0,5m
- 4 x Telescopic bracing rod (flute)
- 8 x Bracing End piece
- 8 x Turnbuckle for bracing
- 1 x Bracing bracket
- 2 x Bracing support

## Remote Version - 10m - R10

- standard for most applications
- 2 x bracing elements
- payload: 70 kg
- self-weight: 275 kg
- counter-weight: 656 kg

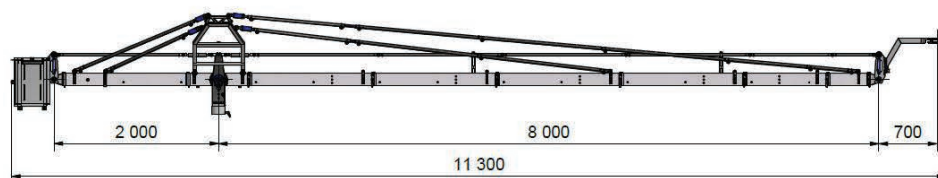


### 4700-03

- 1 x Remotehead-Mount, rotatable inkl. 4Way leveller
- 1 x Crane Main Segment
- 1 x Counter weight basket
- 1 x Additional counter weight basket
- 7 x Kirin Segment 1,5m
- 1 x Kirin Segment 0,5m
- 2 x Rocker end piece
- 1 x Bracing tower tall
- 23 x Bracing rod 1,5m
- 2 x Bracing rod 1m
- 3 x Bracing rod 0,5m
- 4 x Telescopic bracing rod (flute)
- 8 x Bracing End piece
- 8 x Turnbuckle for bracing
- 1 x Bracing bracket
- 2 x Bracing support

## Remote Version - 8m - R8

- payload: 80 kg
- self-weight: 255 kg
- counter-weight: 528 kg



### 4700-02

- 1 x Remotehead-Mount, rotatable inkl. 4Way leveller
- 1 x Crane Main Segment
- 1 x Counter weight basket
- 9 x Kirin Segment 1,5m
- 1 x Kirin Segment 1m
- 1 x Kirin Segment 0,5m
- 2 x Rocker end piece
- 1 x Bracing tower tall
- 17 x Bracing rod 1,5m
- 5 x Bracing rod 1m
- 3 x Bracing rod 0,5m
- 4 x Telescopic bracing rod (flute)
- 8 x Bracing End piece
- 8 x Turnbuckle for bracing
- 1 x Bracing bracket
- 2 x Bracing support





**NEW!**

## KIRIN CRANE

The KIRIN CRANE SYSTEM is the result of countless feedback from our customers all over the world. But even though we have been working with greatest care and attention to detail in the development of this new camera crane, there is absolutely nothing like the real stress test in its “natural habitat” – the film set.

In order to improve even the very last details, the KIRIN was used in several productions. Always with the aim of developing a user-friendly, versatile, robust and reliable camera crane that users will love.

Its versatility is probably the biggest strength of the KIRIN Crane. It can be set up in various platform versions, too.

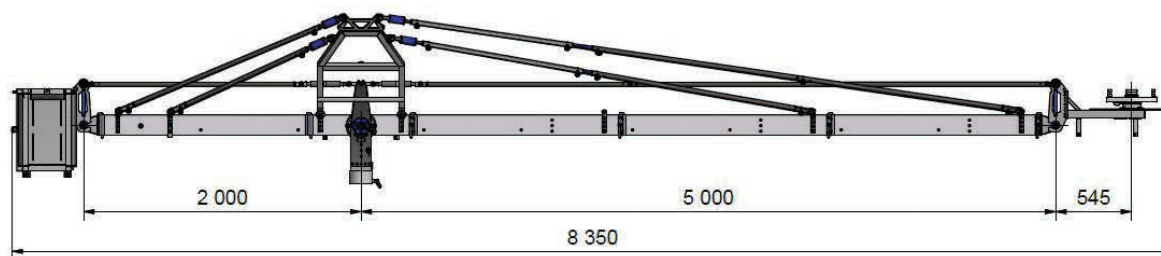


## KIRIN PLATFORM VERSIONS

### Platform Version - 6,5 m - P6,5

		<ul style="list-style-type: none"> <li>- payload: 150 kg</li> <li>- self-weight: 242 kg</li> <li>- counter-weight: 600 kg</li> </ul>
<b>4700-09</b> <ul style="list-style-type: none"> <li>- 1 x Platform incl. turnstile</li> <li>- 1 x Crane Main Segment</li> <li>- 1 x Counter weight basket</li> <li>- 1 x Additional counter weight basket</li> <li>- 5 x Kirin Segment 1,5m</li> <li>- 2 x Rocker end piece</li> <li>- 1 x Bracing tower tall</li> </ul>		<ul style="list-style-type: none"> <li>- 15 x Bracing rod 1,5m</li> <li>- 2 x Bracing rod 1m</li> <li>- 4 x Telescopic bracing rod (flute)</li> <li>- 10 x Bracing End piece</li> <li>- 8 x Turnbuckle for bracing</li> <li>- 1 x Bracing bracket</li> <li>- 2 x Bracing support</li> </ul>

## Platform Version - 5 m - P5



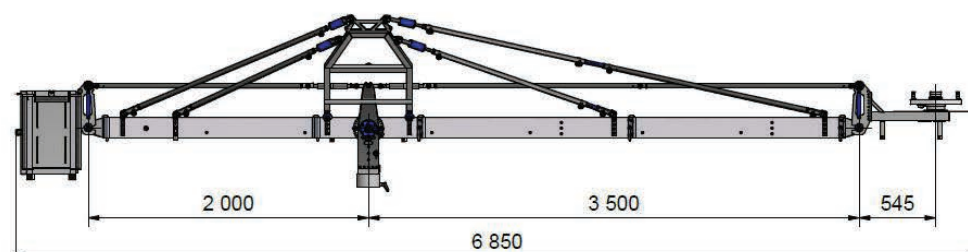
- only 1 basket needed
- payload: 180 kg
- self-weight: 195 kg
- counter-weight: 528 kg

### 4700-08

- 1 x Platform incl. turnstile
- 1 x Crane Main Segment
- 1 x Counter weight basket
- 4 x Kirin Segment 1,5m
- 2 x Rocker end piece
- 1 x Bracing tower tall

- 12 x Bracing rod 1,5m
- 2 x Bracing rod 1m
- 4 x Telescopic bracing rod (flute)
- 8 x Bracing End piece
- 8 x Turnbuckle for bracing
- 1 x Bracing support
- 1 x Bracing bracket

## Platform Version - 3,5 m - P3,5



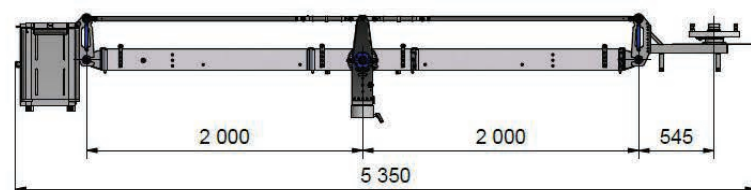
- payload: 250 kg
- self-weight: 180 kg
- counter-weight: 460 kg

### 4700-07

- 1 x Platform incl. turnstile
- 1 x Crane Main Segment
- 1 x Counter weight basket
- 3 x Kirin Segment 1,5m
- 2 x Rocker end piece
- 1 x Bracing tower tall

- 7 x Bracing rod 1,5m
- 2 x Bracing rod 1m
- 4 x Telescopic bracing rod (flute)
- 8 x Bracing End piece
- 8 x Turnbuckle for bracing
- 1 x Bracing bracket

## Platform Version - 2 m - P2



- no tower / bracing needed
- payload: 250 kg
- self-weight: 125 kg
- counter-weight: 228 kg

### 4700-06

- 1 x Platform incl. turnstile
- 1 x Crane Main Segment
- 1 x Counter weight basket
- 2 x Kirin Segment 1,5m
- 2 x Rocker end piece
- 2 x Bracing rod 1,5m

0

**NEW!**

## KIRIN JIB VERSIONS



The KIRIN CRANE is probably the most versatile crane system in its segment.

In combination with

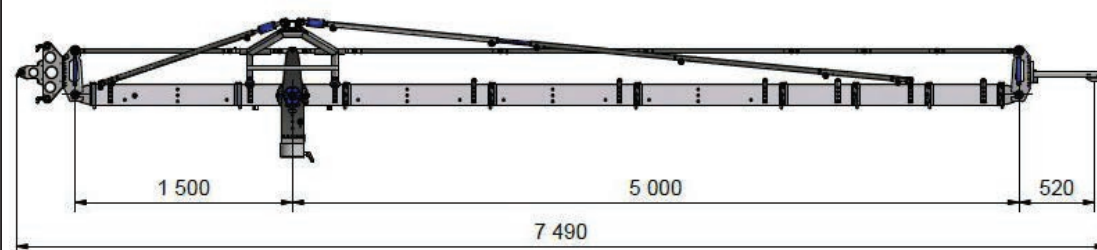
- a special jib-head
- counterweight bars (instead of a bucket)
- a smaller tower

it can also operate as Jib-arm with up to 80kg payload.

Different handle options ensure ergonomic and precise operation of the KIRIN JIB.

Kirin Crane Jib Versions

### Jib Version - 5 m - J5



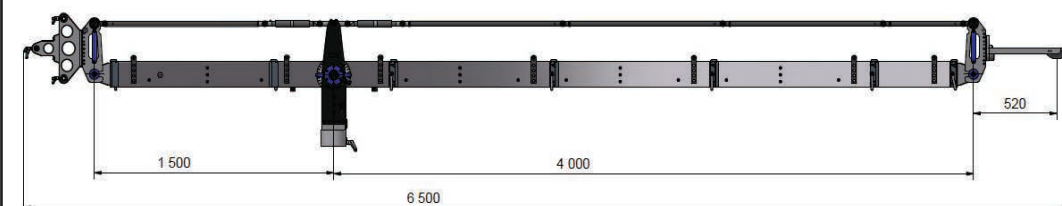
- small tower !
- special jib head
- payload: 80 kg
- self-weight: 145 kg
- counter-weight: 384 kg

4700-12

- 1 x Jib Head with exchangeable Bowl insert 150mm
- 1 x Crane Main Segment
- 1 x Jib counter weight holder
- 1 x Bracing tower small
- 4 x Kirin Segment 1m
- 3 x Kirin Segment 0,5m

- 2 x Rocker end piece
- 10 x Bracing rod 1m
- 9 x Bracing rod 0,5m
- 2 x Telescopic bracing rod (flute)
- 4 x Bracing End piece
- 4 x Turnbuckle for bracing
- 1 x Bracing support

### Jib Version - 4 m - J4



- small tower !
- special jib head
- payload: 40 kg
- self-weight: 112 kg
- counter-weight: 180 kg

**NEW!**

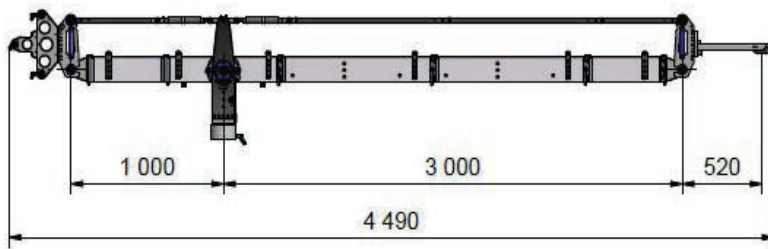
4700-13

- 1 x Jib Head with exchangeable Bowl insert 150mm
- 1 x Crane Main Segment
- 1 x Jib counter weight holder
- 1 x Bracing tower small
- 4 x Kirin Segment 1m
- 1 x Kirin Segment 0,5m

- 2 x Rocker end piece
- 4 x Bracing rod 1m
- 1 x Bracing rod 0,5m



## Jib Version - 3 m - J3



- no bracing
- special jib head
- payload: 80 kg
- self-weight: 100 kg
- counter-weight: 300 kg

### 4700-11

- 1 x Jib Head with exchangeable Bowl insert 150mm
- 1 x Crane Main Segment
- 1 x Jib counter weight holder
- 2 x Kirin Segment 1m
- 2 x Kirin Segment 0,5m

- 2 x Rocker end piece
- 2 x Bracing rod 1m
- 2 x Bracing rod 0,5m

## ACCESSORIES



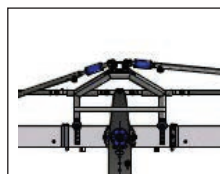
4700-5000 Set  
Extension Set 0,5m



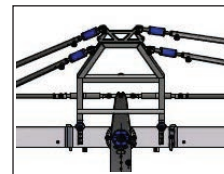
4700-3000 Set  
Extension Set 1m



4700-4000 Set  
Extension Set 1,5m



4700-1960Set  
Bracing Tower, small  
jib



4700-1900Set  
Bracing Tower, tall  
- remote & platform -



4700-2850  
Tare weight



4700-2500  
Counterweight basket  
big



4700-2600  
Counterweight basket  
small



7704-0 / 7708-0 / 7716-0  
Counterweight  
4 kg / 8 kg / 16 kg



4700-2700  
Counter weight holder  
+ tubes




2112 / 2111 / 2110  
Counterweight  
5 kg / 10 kg / 16 kg



7703-0/7707-0/7715-0  
Counterweight  
4 kg / 8kg / 16kg



4700-9100  
Crane head w 4way  
leveller and twist function  
€ 1.900



4700-9800  
Nose Mount



4700-9700  
Jib Head Kirin



4700-9500  
Platform with turnstile



4700-9600  
Scaffolding tube 48,2mm  
with Flatbase (Mitchell)  
and Standard mount



4405-0  
Transportsystem  
"onboard" (max 8m)



4409-0  
external transport  
System for Kirin 14m



7705-1800  
Trolley for weight carrier  
with studio wheels  
(pneumatic on request)




7705-3000  
Weight carrier for  
up to 12 x 16kg weights  
easy access



7740-0  
Cushioned crane seat  
with safety belt



8315-30  
Display Support  
(8315-2000 - long version)



4700-7500  
Handle Kirin Long



4700-7300  
Vari Handle Kirin



4407-0SET  
Track wheels heavy duty  
for Kirin 4 wheels (4pcs)



4404-0SET  
Track wheels Kirin 2  
wheels (4pcs)



2025-0Set  
Set of carrying bars



8315-780  
Crane support for  
lightstand



# MovieTech





## KIRIN CRANE DOLLIES



**HART-COAT®  
surface !**

4705-01 Set  
Kirin Crane Base Dolly  
with column, levelling legs and pushbar

### 4705-01Set Kirin Crane Base Dolly

#### Features:

- 4- wheel steering
- hard-rubber wheels
- Incl. leveling legs and crank
- incl. pushbar and steering rod
- column and column extension
- 100cm and 62cm track width

-> for all Kirin Versions



4407-0SET  
Heavy Duty Track wheels  
4-fold for Kirin  
(4pcs/Set)



4404-0Set  
Track wheels 2-fold for  
Kirin  
(4pcs/Set)



2025-0Set  
Set of carrying bars  
(4pcs)

**NEW!**



7540-01Set / 7540-02Set  
CD 8 Dolly Wide Base with column  
XL pneumatic / studio wheels

### CD 8 Jib Base Dolly with big pneumatic / studio wheel

#### Features:

- wide base for increased safety
- 4- wheel steering
- big pneumatic or studio wheels
- steering rod
- 62cm track width
- column (3pcs)

**i: black colour on request**

**i: wide and thus more stable stand +  
more ground clearance to drive on track**



7532-0Set  
Track wheel set for  
Dolly CD8



7520-1000Set  
Levelling legs for Dolly  
CD8



1000-300  
Leggero Base Dolly  
incl. steering rod

### 1000-300 Leggero Base Dolly

#### Features:

- integrated rotary bearing allows 360 ° rotation
- adjustable to two different track widths
- 62cm track width or 36cm "narrow gauge"
- special surface treatment,
- steering rod for variable positioning,
- 3 individual steering settings for each wheel

-> for Jib Versions only



1002-0  
Base plate with Euro  
Adapter



8410-0  
Crane Column (3 pcs.)  
(for connection to 1002-0)

### Crane Segment Accessories



4705-7100  
Mitchell for crane main  
segment incl. key



4705-7200  
Euro clamp for crane  
main segment

### Dolly Column Accessories



8410-3100  
Mitchell Mount on  
Crane Column



8410-2200  
Euro Mount on  
Crane Column



8410-0350  
Adapter for Jimmy-Jib on  
crane column





## THE NEW KIRIN CRANE IN ACTION

## CRANE 120



The crane 120 is a very robust and versatile light crane ideal for sports, documentaries as well as in studio and cinema applications. Safety is guaranteed by the double cable bracing of the towers.

Non-reflecting powder coating of the crane segments ensures a resistant and therefore long-lasting surface finish.

Short assembly times, compact transport dimensions and excellent rigidity values.

\*\*The photo does not correspond to the standard delivery package.

### 8315-0 Crane 120 Version 9m (new: double tower bracing)

1x	Crane-head segment Euroclamp (or mitchell on request)	2x	Extension segment
1x	End segment	3x	Weight tube d=30 x 800mm
1x	Extension segment with outrigger	1x	parallelogram with trim weight
1x	Main segment	3x	Transport soft bag (2x main bag, 1x accessories)

#### Features:

- payload 25 kg
- lift 7,89m
- front arm: 7,87m
- self-weight: 83 kg
- operation with tripod or base dolly

### 8315-02 Crane 120 Version 12m (new: double tower bracing)

1x	Crane-head segment Euroclamp (or mitchell on request)	3x	Weight tube d=30 x 800mm
1x	End segment	1x	Main segment
2x	Extension segment with outrigger	1x	parallelogram with trim weight
3x	Extension segment	4x	Transport soft bag (3x main bag, 1x accessories)

#### Features:

- payload: 20 kg
- lift: 10,3m
- front arm: 10,87m
- self-weight: 116 kg
- operation base dolly

**Note: Operation only in combination with CD6 Base Dolly (or similar)**



8315-30  
Display Support



7703-0/7707-0/7715-0  
Counterweight  
4 kg / 8 kg / 16 kg



7705-1800  
Trolley for weight carrier  
with studio wheels  
(pneumatic on request)



7705-3000  
Weight carrier for  
up to 12 x 16kg weights  
easy access




8423-03  
Adapter for DJI Ronin2  
to Mitchell



8423-02  
Adapter for DJI Ronin  
pro 2 to Euro



8410-3200  
Euro clamp for Movie Jib,  
Jib 100, Crane120



2114-1000  
Adapter to Bowl 150mm



4705-7100  
Mitchell for crane main  
segment incl. key



8315-651  
Mitchell mount for  
crane head



## CRANE 120 BASE DOLLIES AND TRIPODS




7510-0Set / 7510-01Set  
Standard Base Dolly CD5  
pneumatic/studio wheels

### CD 5 Base Dolly with pneumatic / studio wheels

#### Features:

- 2- wheel steering
- pneumatic or studio wheels
- steering rod
- 62cm track width
- column (3pcs)

i: fits through standard doors



7511-0  
Track wheel set for Dolly Levelling legs for Dolly  
CD5



7520-0Set  
Levelling legs for Dolly  
CD5



8410-3100  
Mitchell Mount on  
Crane Column



8410-2200  
Euro Mount on  
Crane Column



8410-0350  
Adapter for Jimmy-Jib on  
crane column



7540-01Set / 7540-02Set  
CD 8 Dolly Wide Base with column  
XL pneumatic / studio wheels

### CD 8 Jib Base Dolly with big pneumatic / studio wheel

#### Features:

- wide base for increased safety
- 4- wheel steering
- big pneumatic or studio wheels
- steering rod
- 62cm track width
- column (3pcs)

i: black colour on request

i: wide and thus more stable stand +  
more ground clearance to drive on track



7532-0Set  
Track wheel set for  
Dolly CD8



7520-1000Set  
Levelling legs for Dolly  
CD8



8410-3100  
Mitchell Mount on  
Crane Column



8410-2200  
Euro Mount on  
Crane Column



8410-0350  
Adapter for Jimmy-Jib on  
crane column



8321-03  
Bullstand tripod  
heavy duty tripod with  
integrated levelling

### Bull Stand Tripod

#### Features:

- increased payload (max. 250 kg in standard mode)



8321-2700  
Spikeplate for Bullstand  
(1 pcs.)



832150  
Transport soft bag



822151  
Transport soft bag  
Accessories



842210  
Hardcase for Crane 120  
(Softbag fits inside)



8315-780  
Crane support for  
lightstand

\*for 9m Crane version - 2x pieces  
\*for 12m Crane version - 3x pieces





All sets include a  
Hardcase (8472-8700)

## REMOTE HEAD P10

\*availability on request

Remote Head P10 – powerful and silent – perfect for filming in studios. Available in a two axis version. For cameras up to 25 kg.

- high speed and a silent drive
- backlash free drive thanks to harmonic drive gears
- easy handling and operating
- axis may be variably positioned in the frame to achieve a high degree of stiffness (size of the remote head can be perfectly adjusted to the size of the camera)
- mount on a large range of cranes or jib arms thanks to the Mitchell mount system
- zoom and focus control for all common broadcast optics with integrated motor

8472-0

Remote Head P10 with control panel, 2 operator  
(prepared for single operator control) \*availability on request

1x	Remote Head P10	1x	Transport case
1x	Control Panel	3x	Weight tube
1x	Control cable 15m	1x	V-Mount adapter for 24V
1x	Connection cable Pan/Tilt		



8472-02

Remote Head P10 with single operator control (single operator)

1x	Remote Head P10	1x	Transport case
1x	Handle Zoom Focus	3x	Weight tube
1x	Handle Joystick	1x	V-Mount adapter for 24V
1x	Single Operator Control Panel		



8472-03

Remote Head P10 with control panel + single operator kit  
-with control panel prepared for single operator function incl. single operator  
\*availability on request

1x	Remote Head P10	1x	Transport case
1x	Control Panel prepared	3x	Weight tube
1x	Handle Joystick	1x	V-Mount adapter for 24V
1x	Handle Zoom Focus		



8472-01  
P10 Roll Axis



841210-0  
Set of Cables Canon SD



841215-0  
Set of Cables Angenieux



841212-0 / 841213-0  
Cables Canon HD / HD-S



841220-0  
Set of Cables Fujinon SD/HD



8418-1000  
DC/DC converter



8412-500  
Power Supply P10



8414-01  
Single operator control  
Handles



8430-1000  
Controll box, small  
for Remote Heads

## PELÉ XL 35 DIGITAL



Hard-wearing system. Known from the football World Cup and European Championships.  
For cameras up to 30 kg.

- Programmable motors
- Zoom and focus control via control panel
- Rec. On / Off via control panel

### 8418-01 Remote Head Pelé dig. with control panel (2 operator) (prepared for single operator control)

incl. Remote Head, Control Panel, control cable 15m,  
Connection cable pan/tilt, transport case,  
3x weight tube, V-mount adapter 24 V



### 8418-02 Remote Head Pelé dig. with single operator control (single operator)

incl. Remote Head, Single Control Panel, Handle Joystick,  
Handle Zoom Focus, control cable 15m,  
Connection cable pan/tilt, transport case,  
3x weight tube, V-mount adapter 24 V



### 8418-03 Remote Head Pelé dig. with control panel (2 operator)

incl. Remote Head, Control Panel prepared, Handle Joystick,  
Handle Zoom Focus, control cable 15m,  
Connection cable pan/tilt, transport case,  
3x weight tube, V-mount adapter 24 V



## ALEX DIGITAL



Hard-wearing system. Known from the football World Cup and European Championships.  
For cameras up to 15 kg.

- Programmable motors
- Zoom and focus control via control panel
- Rec. On / Off via control panel
- Ideal for Crane 100/120

### 8416-02 Remote Head Alex dig. with control panel (2 operator) (prepared for single operator control)

incl. Remote Head, Control Panel, control cable 15m,  
Connection cable pan/tilt, transport case,  
3x weight tube, V-mount adapter 24 V



### 8416-03 Remote Head Alex dig. with single operator control (single operator)

incl. Remote Head, Single Control Panel, Handle Joystick,  
Handle Zoom Focus, control cable 15m,  
Connection cable pan/tilt, transport case,  
3x weight tube, V-mount adapter 24 V




### 8416-04 Remote Head Alex dig. with control panel (2 operator)

incl. Remote Head, Control Panel prepared, Handle Joystick,  
Handle Zoom Focus, control cable 15m,  
Connection cable pan/tilt, transport case,  
3x weight tube, V-mount adapter 24 V



QR Code  
How to program Remote Heads



## MASTER TRACK

### FOLDABLE TRACKS

CODE	DESCRIPTION	PRICE
2500-0	Foldable track 62cm / 24,5", straight 0,9m / 3ft	
2501-0	Foldable track 62cm / 24,5", straight 1,6m / 5ft	
2502-0	Foldable track 62cm / 24,5", straight 2,3m / 7,5ft	
2580-0	Foldable track 1m / 39", straight 0,9m / 3ft	
2581-0	Foldable track 1m / 39", straight 1,6m / 5ft	
2582-0	Foldable track 1m / 39", straight 2,3m / 7,5ft	
2540-0	Curve 45° (1/8 circle)	

### ACCESSORIES




2665-0  
Track end stop 1. pcs.  
Movie / Master Track



2560-0  
Drive Ramps  
24.5" / 62 cm



2561-0  
Drive Ramps  
39" / 100 cm



2604-0  
Adapter set Master  
Track on Movie Track



M5949  
Tiebrace for tracks



M5622  
Protection cap for Mas-  
ter Track



2592-0  
Narrow gauge adapter  
24.5" to 14.2"



2593-0  
Narrow gauge adapter  
39" to 24.5"



2594-0  
Protection cap for end  
section, male



2595-0  
Protection cap for end  
section, female







## MOVIE TRACK



### FIXED TRACKS

CODE	DESCRIPTION
2600-0	Fixed track 24,5", straight 3ft
2601-0	Fixed track 24,5", straight 5ft
2602-0	Fixed track 24,5", straight 7,5ft

PRICES AND AVAILABILITY ON REQUEST



## MASTER TRACK & MOVIE TRACK ON SET

## LEVELLER SYSTEMS

### 4 Way Leveller




#### 4 Way Leveller System

Perfect levelling in every situation !

- Versatile system with optional connection plates can be exchanged via bayonet system and covers every field of application!
- The base is a gimbal which can be equipped with various top and bottom plates (Euro and Mitchell-mount)!
- Changing the plates only takes a few seconds.

### INDIVIDUAL ADAPTER PLATES

#### Top plates:



#### Center piece:

Universal joint with bayonet lock mechanism 2250-1000



#### Base plates:



2250-3500  
Mitchell Top Plate



2250-2200  
TP: Euro Mount



2050-1000  
MT tool for Mitchell  
screw



2250-1300SET  
Magnetic spacer set for  
Euro to Mitchell 4WL



2250-1000  
Central joint



2250-2100  
BP: Euro Mount



2250-3300  
BP: Mitchell M24



2250-3400  
BP: Mitchell 1"-14  
UNS-2B



2250-3600  
Mitchell base plate with  
cable slot

### MITCHELL 4-WAY-LEVELLER SETS



2250-100SET  
4 Way Leveller complete  
Set



2250-11SET  
TP: Mitchell  
BP: Euro Adapter



2250-12SET  
TP: Mitchell Mount  
BP: Mitchell M24



2250-13SET  
TP: Mitchell Mount  
BP: Mitchell 1"-14



2250-14SET  
TP: Mitchell Mount  
BP: Mitchell w. cable slot

## OFF-SET 4 WAY LEVELLER



2250-24SET  
Off-set leveller (short)  
TP: Mitchell BP: Mitchell



2250-26SET  
Off-set Leveller (short)  
TP: Mitchel BP: Euro



2250-25SET  
Off-set Leveller (long)  
TP: Mitchell BP: Euro



2250-6200SET1  
4 Way leveler  
with standard mount

**NEW!**

### i: STANDARD MOUNT

This standardized hole pattern allows for an almost limitless combination of MovieTech accessories.  
All accessories with the "Standard Mount" fit on the widely used hole pattern as known from the "ball adapters", via 4 screws.



2250-6200SET2  
Offset 4-Way-Leveller  
short (184mm)



2250-6200SET3  
Offset 4-Way-Leveller  
medium (250mm)



2250-6200SET4  
Offset 4-Way-Leveller  
long (350mm)



2250-6200SET5  
Offset 4-Way-Leveller  
XL (550mm)

## 3 WAY LEVELLER

### 3 Way Levellers



2202-0  
3 Way Leveller  
Euro to Mitchell



2202-01  
3 Way Leveller  
Mitchell to Mitchell

### XL 3 Way Levellers



2203-1  
3 Way Leveller XL  
Mitchell to Mitchell



2203-2  
3 Way Leveller XL  
Euro to Mitchell



2026-0  
Adapter from Mitchell to  
Euromount w. long and  
short bolt

**200 kg payload**

**750 kg payload**



## GENERAL ACCESSORIES

### Euromount Risers



2130-0  
Riser  
Euro 10 cm/ 4"



2131-0  
Riser  
Euro 20 cm/ 8"



2132-0  
Riser  
Euro 30 cm



2133-0  
Riser  
Euro 40 cm



2134-0  
Riser  
Euro 50 cm



2134-1000SET  
Riser Set incl.  
Hardcase

### V. Riser Broadcast



8530-0  
Clamp Riser Adjustable  
48-88 cm  
(\*availability on request)

payload 20 kg

### Variable Riser w. Gas Spring



2135-0  
Gas Riser Adjustable  
39-73cm

payload 40 kg



2135-01  
Gas Riser Adjustable  
55-115 cm

### Cranked Risers



2140-0  
Cranked Riser "M"  
47,5 - 87 cm

payload 80 kg



2141-0  
Cranked Riser "XL"  
65,5 - 140 cm



2088-1001  
Euro-Clamp  
Euro to Euro



2248-0  
Euromount with  
scaffold clamp



2249-0/2249-01  
Truss connection plate  
for Euro mount / Mitchell



2005-1007  
Euro Adapter with 3  
screws and threads hart-  
coated (new Magnum)



2113-0  
Euromount on 28 mm  
lightstud



N100-6  
Euromount 80/120 mm  
w. clamp bolt



N800-2a  
System low rig adapter



2087-25  
Double Euro Mount



N100-5a  
Euromount 80/95  
hartcoated



N100-3  
Bullstand crane base



2087-7  
System low rig end piece  
"Euromount"



2201-0  
Universal safety plate for  
ball adapter (M12)



2242-0  
Vinten to Euro Adapter



2912-1000  
Turnstile



2244-01  
Euro Adapter on Vinten

EURO mount

## Rotatable Euro adapters



**NEW!**

i: the newly designed twistable Euro-Adapters have an integrated and smoothly running bearing. The swivel bearing can be locked by means of the clamping lever.  
2021-200  
Euro Adapter  
360° twistable  
Euro to Euro



**NEW!**

2021-100  
Euro Adapter  
360° twistable  
Double-Euro



**NEW!**

2021-300  
Euro Adapter  
360° twistable  
Euro to System-Low-Rig



2091-0  
Euro Adapter  
360° twistable  
Euro to Euro  
"old version"  
(availability on request)

## Others



2026-0  
Adapter from Mitchell to  
Euromount w. long and  
short bolt



2241-0  
Tripod Adapter from ball  
100 mm to Euro



2240-0  
Tripod Adapter from ball  
150 mm to Euro



2240-01  
Tripod Adapter from ball  
150 mm to 3/8"



8423-02  
Adapter for DJI Ronin2  
to Euro



2041-30 SET  
Euroclamp to  
Standard mount



2041-40 SET  
Euromount to  
Standard mount



1029-1  
Multi Adapter Steering



2057-1  
Connection bolt



N200-1000  
Quick release  
clamp bolt, 28mm

## Off Set Arms / Extensions



2082-0  
Adjustable  
Off-Set arm  
(\*availability on request)



2083-0  
Off-Set am short  
(\*availability on request)



2086-0  
Off-Set Euro Adapter  
extension



2087-14Set  
Euro Off-Set - long  
Euro to Euro



2087-21Set  
Euro Off-Set - medium  
Euro to Euro

## Mitchell



2041-10  
Mitchell Base Plate  
standard mount



2050-01SET  
Adapter from Mitchell to  
Ball adapter incl. key



1532-0  
Long camera  
extension Mitchell  
(\*availability on request)




1534-0  
Short camera extension  
Mitchell  
(\*availability on request)




2050-1100  
Key extension for  
Mitchell fixation

## Ball Adapters 100/ 150mm / Mitchell



## Offset 4-Way-Leveller



## Inserts For Ball Adapter / Adapter Rings



## Extension Systems



## Adapters for Extension System





## Rocker Plate



2205-0  
Rocker Plate Base Plate  
(availability on request)



2205-900  
Rocker Plate on  
standard mount



2181  
Transport case for  
Rocker Plate

### i: STANDARD MOUNT

This standardized hole pattern allows for an almost limitless combination of MovieTech accessories. All accessories with the "Standard Mount" fit on the widely used hole pattern as known from the "ball adapters", via 4 screws.

## System Low Rig



2087-01 Set  
System Low Rig Set incl.  
hard case (for standard  
Euromount)



2087-7  
System low rig end piece  
"Euromount"



2087-5  
System low rig tube  
connector



2087-4  
System low rig end piece



2021-300  
Euro Adapter  
360° twistable  
Euro to System-Low-Rig



N800-2  
System low rig adapter  
"big" f. SLRT 80mm)



2087-1/2/3  
System low rig tube  
300/400/765 mm



2005-3500  
Adapter for  
System Low Rig  
(for Magnum turnstyle)



2005-3500Set  
System Low Rig Set  
(for Magnum turnstyle)  
complete incl. hard-case



2087-14Set  
Euro Off-Set - long  
Euro to Euro



2087-21Set  
Euro Off-Set - medium  
Euro to Euro



2081-9  
Footrest tube for  
System Low Rig



2970-1007Set  
Adapter for System Low  
Rig Tube with 3 screws

## Accessories Mini Low Rig



2104-0  
Mini low rig



2105-0  
Adapter for Mini Low rig  
"S"



2116-0  
Adapter for Mini low rig  
"M"



2115-0  
Adapter for Mini low  
rig "L"

## Seat Arms



2054-0  
Seat Arm  
vertical 10 cm



2055-0  
Seat Arm  
vertical 20 cm



2056-00  
Seat Arm  
vertical 30 cm



2051-0  
Seat Arm  
combined 10 cm



2052-0  
Seat Arm  
combined 20 cm



2053-0  
Seat Arm  
combined 30 cm

## Seats



2058-0  
Round Seat for Dolly



2300-8500  
Telescopic Seat



7740-0  
Cushioned Seat  
with seat belt

## Scaffolding Tube Adapter



2248-0  
Euromount with  
scaffold clamp



2249-0/2249-01  
Truss connection plate  
for Euro mount / Mitchell



4700-9600  
Scaffolding tube 48,2mm  
with Flatbase (Mitchell)  
and Standard mount

## Low Shot Plate



2042-0  
Low shot plate

## Rostrums



2270-100  
Rostrum  
100 x 100 x  
50cm



2270-150  
Rostrum  
100 x 100 x  
100cm



2280-1  
Platform wood  
100 x 100cm



2250-1  
Corner for  
Rostrum

## TANSPORT CASES



CODE	DESCRIPTION
2160	Transport Case for Magnum/Alpha dolly
2161	Transport Case for column
2165	Transport Case for aluminium platform set
2167	Transport Case for Kirin Duo Jib complete (New Version)
2168	Transport Case for system low rig
2169	Transport Case for Mini Jib arm
2170	Transport Case for low rig
2171	Transport Case for U-Bangi
2172	Transport Case for track wheels Magnum dolly
2173	Transport Case for set of risers
2174	Transport Case for pneumatic / studio wheels
2175	Transport Case for electronic and handcontrol
2181	Transport Case for Rocker Plate
2192	Transport Case for Movie Jib
2166	Transport Case for dolly accessories
2193	Transport Case for bullstand 120 tripod
2199	Transport Case for Gizmo Jib L
M5982	Transport Case trackwheelset curve
M3397	Transport Case for MT Grip Kit
cases are not discountable	



### Crane 100



8314-0  
ABC Crane 100

## CRANE 100

Travel Crane with professional accessories + separable Tower Tube!

High weight capacity of 20kg (44.09 lb)

- Separable king post for more space allowance indoors!
- Light construction with square profiles 9 x 9 cm (3.54 inch), provides extreme rigidity!

Additionally, crane segments are bolted together for optimum resistance to torsion!

- Circular openings in the segments result in weight reduction
- High weight addition of 20 kg (44.09 lb) in version 8
- Short assembly times! (complete assembly in approx. 20 minutes!)

### Crane lengths Kranlängen

	max. camera weight	Front crane arm	Back crane arm	Total length
	in pounds / kilogram	in feet / meter	in feet / meter	in feet / meter
Crane 100	44.09 lb / 20 kg			
Large version		20.96 ft / 6,39 m	5.45 ft / 1,66 m	26.41 ft / 8,05 m
Medium version		16.11 ft / 4,91 m	5.45 ft / 1,66 m	21.19 ft / 6,46 m
Short version		11.02 ft / 3,36 m	5.45 ft / 1,66 m	16.10 ft / 4,91 m

Including: Crane-head segment with Euro mount connection for Remote Head, End segment, 2 Extension segments, Main segment with foldable outrigger and two-piece tower-tube, Weight tube with safety rings, Crane prop, Clamp unit (brake) with clamp lever, Hand-adjustment lever (control rig crane head angle), 2 integrated water-levels, Star screw M12 for crane prop, Rig Set 3 control rigs for crane angle setup, Rig Set 3 outrigger rigs (lateral bracing), Rig Set 3 tower rigs (carrying brace) for versions 5.01 m (16.44 ft) / 6.56 m (21.52 ft) / 8.11 m (26.61 ft), Screw Set M6 segment screws 15 pcs. + 3 spare screws, Manual

### Combi Crane



8320-03  
ABC Combi Crane  
complete

Carbon Travel Crane 4,5m

- payload up to 20kg (V1) / 6,5kg (V4)
- up to 4,5m front arm
- lightweight carbon fiber construction
- multifunctional head, integrated 80mm

### DSLR Jib



8230-00  
ABC DSLR Jib  
complete

Carbon Travel Jib 2m

- payload up to 4,5 kg
- 1,52 m front arm
- lightweight carbon fiber construction 3,9kg

### V5 mini Remote Head



8417-0  
ABC V5  
Remote Head

Mini Remote Head

- for cameras up to 3,5 kg (7.71 lbs), net weight only 2.5 kg (5.51 lbs)
- continuous speed control, switcher for direction assignment
- including control joystick, 12m cable, power supply and hard-case

The photos do not correspond to the standard delivery package.

## SPEEDY CRANE

Speedy Crane



8313-0  
ABC  
Speedy Crane 6

8313-02A  
ABC  
Speedy Crane 9

The successful Broadcast-Crane. The successful Broadcast-Crane.

Camera up to 13kg/28.6 lb

Camera up to 13kg/28.6lb or 10kg/22.0lb

- Extremely short assembling times! (complete assembly in approx. 10 minutes!)
- Base-located hand grip for continuous adjustment of the crane-head angle!
- Pin for fixed horizontal position when using a Remote Head
- Wired rigs are separately colored – no danger of mix-up!
- 3 different assembly lengths including extensible bracket rig (small/medium/large)
- Universal deployable for high flexibility
- Upgradeable with light ABC - Remote Head "V5" at DV/HDV-Camcorder allows both pan and tilt with a 360 degree vertical and horizontal. Please check camera weight!

### Crane lengths Kranlängen

	max. camera weight	Front crane arm	Back crane arm	Total length
	in pounds / kilogram	in feet / meter	in feet / meter	in feet / meter
Speedy 9	22.05 lb / 10 kg	23.56 ft / 7,18 m	3.54 ft / 1,08 m	27.10 ft / 8,26 m
Speedy 6	28.66 lb / 13 kg			
Large version		15.03 ft / 4,58 m	3.54 ft / 1,08 m	18.57 ft / 5,66 m
Medium version		9.78 ft / 2,98 m	3.54 ft / 1,08 m	13.98 ft / 4,26 m
Short version		5.51 ft / 1,68 m	3.54 ft / 1,28 m	9.71 ft / 2,96 m

\*\*The photo does not correspond to the standard delivery package.

Including: Crane segment with axis for crane prop (base element for tripod assembly, Extension segments (3 with Speedy 9) Segment with Outrigger, Segment with crane-head, Crane prop, Crane-head with Euromount connection (for Remote Head assembly), Adjustment frame for crane angle adjustment, Camera screw ¼ inch, Camera screw 3/8 inch, Rig Set for assembly length "small" (2.74 m / 8.98 ft total length), Set rig extensions "medium" (4.04 m / 13.25 ft total length), Rig Set for assembly length "large" (3.48 m / 11.41 ft total length), Only Speedy 9: 1 Rig Set for assembly length "x-large" (7.94 m / 26.04 ft total length), Weight support bar (Ø 28mm / 1.10 inch, Length 800mm / 31.49 inch), Safety split pin for weights, Transport bag, Manual



7703-0 / 7707-0 / 7715-0  
Counterweight  
4 kg / 8kg / 16kg




M2146/M2139/M2138  
Counterweight  
1,25kg/ 2,5kg/5kg



8321-01  
Tripod 132 X modified

Willi Go Dolly



8510-01Set  
Willi Go Dolly  
incl. Softbag

8410-01 Set includes:

- Dolly
- Soft-bag for Dolly
- ABC Light Track 6,4m - straight
- Soft-bag for tracks

\*\*The photo does not correspond to the standard



8511-01 Set  
ABC Light Track 6.40 m  
incl. soft-bag



8521-300  
ABC Light Track Curve  
(1/16 circle)



M4889  
Hardcase for  
Willi Go

## Notes



[illegible]



[illegible]







## MOVIETECH ON SET - SINCE 1993

### DISCLAIMER

Although the information in this price list is presented in good faith and believed to be correct at the time of printing.

MovieTech AG makes no representations or warranties as to the accuracy of the information. MovieTech AG has no liability for any errors or omissions in the materials.

MovieTech AG reserves the right to change, delete, or otherwise modify the information which is represented without any prior notice. Persons receiving this information will make their own determination as to its suitability for their own purposes prior to use. In no event will MovieTech AG be responsible for damages of any nature whatsoever resulting from the use of or reliance upon information from this catalog or the products to which the information refers.

All weights and measures shown are best approximations.


Prices shown are list prices and are subject to trade discount and to change without notice. Prices may also be changed without notice due to unforeseen cost increases of imported products, raw materials, or currency fluctuations. All prices are listed in EURO and are ex-works excluding package and handling costs. Transport and insurance will be arranged upon request.

Pictures shown may vary from actual products. Refer to page [TBA](#) for more details.

The entire contents of this site is copyright © 2024 MovieTech AG. All rights reserved. Unauthorized reproduction is prohibited



**MOVIE TECH AG**  
Martin-Kollar-Str 9  
D-81829 München  
[www.movietech.de](http://www.movietech.de) | [info@movietech.de](mailto:info@movietech.de)



***MovieTech***  
GRIP EQUIPMENT YOU CAN RELY ON